



**ATTACKING FACE RECOGNITION WITH
T-SHIRTS: DATABASE, VULNERABILITY
ASSESSMENT AND DETECTION**

Anjith George^a Sébastien Marcel

Idiap-RR-08-2023

NOVEMBER 2023

^aIdiap Research Institute

Attacking Face Recognition with T-shirts: Database, Vulnerability Assessment and Detection

M. IBSEN¹, C. RATHGEB¹, F. BRECHTEL¹, R. KLEPP¹, K. PÖPPELMANN¹, A. GEORGE², S. MARCEL², C. BUSCH¹,

¹da/sec—Biometrics and Security Research Group, Hochschule Darmstadt, 64295 Darmstadt, Germany

² Biometrics Security and Privacy Group, Idiap Research Institute, 1920 Martigny, Switzerland

Corresponding author: Mathias Ibsen (mathias.ibsen@h-da.de)

This research work has been partially funded by the German Federal Ministry of Education and Research and the Hessian Ministry of Higher Education, Research, Science and the Arts within their joint support of the National Research Center for Applied Cybersecurity ATHENE, the European Union's Horizon 2020 research and innovation programme under the Marie Skłodowska-Curie grant agreement No. 860813 - TReSPAsS-ETN.

ABSTRACT Face recognition systems are widely deployed for biometric authentication. Despite this, it is well-known that, without any safeguards, face recognition systems are highly vulnerable to presentation attacks. In response to this security issue, several promising methods for detecting presentation attacks have been proposed which show high performance on existing benchmarks. However, an ongoing challenge is the generalization of presentation attack detection methods to unseen and new attack types. To this end, we propose a new T-shirt Face Presentation Attack (TFPA) database of 1,608 T-shirt attacks using 100 unique presentation attack instruments. In an extensive evaluation, we show that this type of attack can compromise the security of face recognition systems and that some state-of-the-art attack detection mechanisms trained on popular benchmarks fail to robustly generalize to the new attacks. Further, we propose three new methods for detecting T-shirt attack images, one which relies on the statistical differences between depth maps of bona fide images and T-shirt attacks, an anomaly detection approach trained on features only extracted from bona fide RGB images, and a fusion approach which achieves competitive detection performance.

INDEX TERMS Face Recognition, Face Presentation Attack Detection, T-shirt Presentation Attack

I. INTRODUCTION

Biometric systems are systems which recognize individuals based on biological and behavioural characteristics. A specific type of biometric system are face recognition systems which use characteristics of faces to recognize individuals. Face recognition systems are convenient to employ as faces can be captured with commodity hardware at a distance. Additionally, based on advances in deep learning and the availability of large face databases face recognition systems have achieved breakthrough biometric recognition performance on several challenging benchmarks [1], [2]. As a result, face recognition systems are widely used in personal, industrial, and governmental security applications. Despite significant improvements in face recognition over the last decades [3]–[5], it has been shown that face recognition systems are vulnerable to presentation attacks (PAs), *e.g.* in [6], [7]. The ISO/IEC 30107-1 standard [8] defines a PA as a "*presentation to the biometric data capture subsystem with the goal of*

interfering with the operation of the biometric system".

To decrease the vulnerability of PAs, several hardware-based and software-based detection methods have been proposed, along with several datasets containing various types of PAs. Many of the proposed detection methods are trained and evaluated on a specific type of PA or very similar types of PAs. Much work has been conducted on detecting replay and print attacks. However, since then, more sophisticated attacks such as silicon mask [9] and makeup attacks [10] have been proposed, and the focus of many state-of-the-art presentation attack detection (PAD) systems has been on generalizing to unknown attacks. In such a more realistic detection scenario, researchers have reported *significantly higher error* rates compared to evaluating PAD for known or similar attack types [11]. This underlines that face PAD in real-world scenarios remains an open challenge.

PAD systems, were initially based on handcrafted features and simple machine learning techniques, but have shifted to

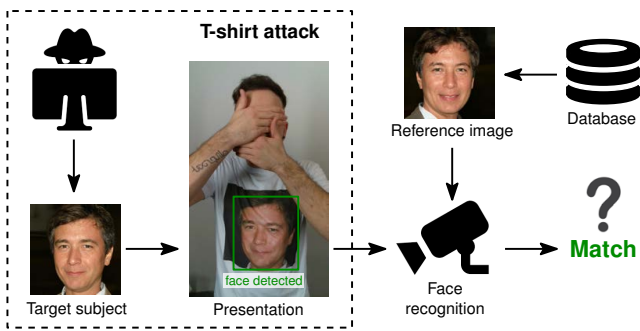


FIGURE 1: Can T-shirts with faces printed on them be used to attack face recognition systems? The T-shirt Presentation Attack Database (TFPA) is introduced along with an extensive benchmark that evaluates the feasibility of the attack, the vulnerability of face recognition systems to the attack, and presentation attack detection.

wards deep learning-based methods. Novel advances include domain adaption [12], anomaly detection [13]–[15], and new loss functions to better modulate individual channel contribution in multi-stream architectures [16]. Despite several advances, generalizability to unknown PAs remains an open problem [13], [17], especially for methods which do not rely on specific hardware-based sensors. As the technology for mitigating against PAs evolves, it is paramount that datasets containing realistic PAs are made available for research. Of special interest are new attack types not yet included in any public dataset and whose impact on face recognition is not publicly known. Consequently, T-shirt face presentation attacks, *i.e.* T-shirts with a human face printed on them, are of particular interest. Said T-shirt attacks have already been identified as being a potential presentation attack instrument (PAI) by border agencies [18], [19]. Compared to other PAI species, T-shirt PAs can be worn as part of a regular outfit and, as such, easily hidden, *e.g.* with a cardigan, in semi-controlled environments like automated border control gates. It is an important property for a PAI that it can be easily concealed in case of human interference. Additionally, T-shirt attacks can be fabricated at a relatively low cost making them highly accessible to an attacker. Furthermore, and in contrast to some other 2D presentation attacks like videos, it can contain variations of depth across the printed T-shirt face when worn normally by a person which may further hamper its detection by a PAD system. Due to these reasons, T-shirts may turn out to be the preferred choice of PAI for attackers trying to circumvent face recognition systems.

The feasibility of a T-shirt PA for concealment, *i.e.* where an attacker tries to hide their own identity and avoid being recognized, was showcased in [20]. Here, the authors printed adversarial patterns onto T-shirts to avoid automated person detection. However, contrary to this earlier work, the focus of our work is on *impersonation*, *i.e.* where an attacker tries to masquerade a target identity with the goal of being authenticated as that identity. To accomplish this attack, an

attacker prints a face image of a target identity onto a T-shirt. The T-shirt is then worn normally and presented by the attacker in-front of the biometric capture device, ideally concealing the real face, *e.g.* using a facial mask, adversarial sticker, or the hands. For the attack to be successful, the face recognition system would detect and process the face on the T-shirt and compare the extracted features to that of the target identity, resulting in a match, *i.e.* a score that surpasses the system's decision threshold. This attack scenario is illustrated in figure 1.

This work introduces a database of 100 unique T-shirt PAIs based on synthetically generated face images, each worn by at least two subjects across eight different capturing scenarios and two capturing streams (visible + depth). The database is, to the authors' best knowledge, the first database containing T-shirt PAs for impersonation. The T-shirt PAs are made available¹. Additionally, the feasibility of the proposed attacks to circumvent state-of-the-art open-source and commercial face recognition systems is demonstrated in extensive experiments. Furthermore, the vulnerability of existing state-of-the-art PAD algorithms trained on existing benchmark databases to this unknown type of PA is shown and three new methods for detecting T-shirt PAs are proposed.

In summary, this work makes the following contributions:

- Fabrication and acquisition of T-shirt attacks for impersonation to compose the new TFPA database.
- An extensive evaluation of the vulnerability of open-source and commercial face recognition systems to the proposed T-shirt attacks, including an analysis of the feasibility of launching the proposed T-shirt attacks.
- An evaluation of the generalizability of two state-of-the-art PAD algorithms to the proposed T-shirt attacks.
- Proposal and evaluation of three new methods for detecting T-shirt attacks based on (1) statistical differences between depth maps of T-shirt attacks and bona fide images, (2) anomaly detection in the visible spectra, and (3) a fusion approach which combines the scores of (1) and (2).

This paper is organized as follows: Section II describes the most relevant related work, section III presents the new TFPA database, which is used in section IV to measure the feasibility of the T-shirt PAs and the vulnerability of state-of-the-art face recognition systems to the PAs. Section V evaluates two state-of-the-art open-source PAD algorithms trained on the HQ-WMCA database and three algorithms that do not require training on PAs on the TFPA database. Finally, Section VI and VII discuss and conclude on the findings of this paper.

II. RELATED WORK

This section presents an overview of face PAs based on clothing and accessories (section II-A), available multi-channel datasets of face PAs (section II-B), the vulnerability studies

¹<https://dasec.h-da.de/research/biometrics/t-shirt-face-presentation-attack-tfpa-database>

on face recognition systems against PAs (section II-C), and a brief overview of recent advances in generalizable face presentation attack detection (section II-D). The main focus is put on recent software-based PAD techniques.

A. FACE PRESENTATION ATTACKS USING CLOTHING AND ACCESSORIES

Clothing and accessories can be used as attack instruments against face recognition systems. Most known attacks for clothes or accessories focus on printing adversarial patterns onto physical objects which can be worn or attached to the face. In [33], the authors illustrate the usage of adversarial generative nets for concealment and impersonation attacks against face recognition systems by printing adversarial patterns onto physical glasses. Although the experiments were limited in size, the results showed successful concealment attacks where in the worst attempt, 81% of frames in a recorded video were classified as a different identity. For impersonation, an average of 67.58% of video frames were classified as the target identity, indicating that, in some cases, the proposed adversarial glasses can be used for impersonation. In [20], the authors proposed to apply adversarial patterns by using non-rigid objects in the form of T-shirts. The aim of the adversarial patterns was concealment, more specifically, avoiding being detected by a state-of-the-art algorithm. The results showed an attack success rate of 57% in the physical domain using the YOLOv2 algorithm. In [34], white-box attacks were launched in which an attacker has detailed information about a face recognition system. Under this assumption and using only a few subjects, the authors showed that adversarial perturbations in the form of up to 10 noise markers attached to a face can successfully be used for impersonation.

Other works have shown that makeup can reduce face recognition accuracy [35] and even be used for impersonation attacks [36]. Especially, it has been found that makeup-induced impersonation attacks of high quality can be used to successfully attack face recognition systems [10], [37].

B. MULTI-CHANNEL FACE PRESENTATION ATTACK DATASETS

Today, several datasets containing multi-channel face PAs are available. These datasets cover a range of different attacks, from 2D to 3D attacks. Most databases present a single or a few related attack types; *i.e.* print or replay attacks [23], [24], [27], [31], [32] or 3D mask attacks [21], [22], [26], [32]. An exception is the WMCA dataset and its high-quality variant (HQ-WMCA) which includes several 2D and 3D attacks captured across multiple spectra. Many of the proposed datasets contain images in the visible spectrum plus one or a few additional spectra, *e.g.* depth, thermal, near-infrared (NIR), and short wave infrared (SWIR). An overview of multi-channel face presentation attack datasets is given in table 1. It can be observed that none of the existing multi-channel databases includes T-shirt attacks, hence a new database with such attacks can complement existing databases.

C. VULNERABILITY OF FACE RECOGNITION TO PRESENTATION ATTACKS

Multiple works have investigated the effect of different PAs on face recognition performance. In [7], [38], [39], different researchers investigated the vulnerability of face recognition systems against print and replay attacks. While these works differ in how the security thresholds of the systems were chosen and used to evaluate the vulnerability of the face recognition systems, they all highlight the feasibility of print and replay attacks. Precisely, success rates in terms of impostor attack presentation match rates (IAPMRs) above 90% were reported, with a few exceptions most notably the Inter-Session Variability algorithm in [39]. However, as noted by the authors, this system exhibits a high false non-match rate (FNMR) on bona fide images at the same threshold, indicating its limited recognition performance in general. The results indicate that face recognition systems with higher performance on bona fide images are more vulnerable to PAs. In [21], [40], [41], the authors reveal the vulnerability of face recognition systems to 3D masks which at the selected threshold show high vulnerability, *i.e.* >78% IAPMR, for most algorithms except for the Inter-Session Variability algorithm evaluated in [21] where a IAPMR of 65.7% is achieved. In a more recent work [9] and using a new database of custom silicone masks for eight subjects, a less significant vulnerability to 3D masks was reported using two commercial systems. In the worst case corresponding to a false acceptance rate (FAR) of 0.1%, a IAPMR of 28.20% was reported. At lower FAR of 0.01%, the face recognition systems were shown to prevent from 3D mask PAs.

An overview of vulnerability studies of different face recognition systems towards different PAs is given in table 2. As can be seen, the different face recognition systems report general high vulnerabilities in terms of IAPMR, indicating the need for reliable PAD algorithms.

D. FACE PRESENTATION ATTACK DETECTION

Several face PAD methods have been proposed in recent years, including hardware and software-based approaches. Recent advances have mostly focused on deep learning-based approaches. Further, anomaly detection and domain adaptation have also shown promising results.

In anomaly detection, a classifier is usually trained on bona fide data. In [44], the authors trained a multi-channel convolution neural network to learn compact face embeddings of bona fide images, which were used in conjunction with a one-class Gaussian mixture model (GMM). The approach showed good results on the *grandtest* protocol of the multi-channel WMCA database as well as when evaluated for generalisability using only the RGB stream. However, the results show that there is still room for improvement. Specifically, the authors reported a detection equal-error-rate (D-EER) of 12% on average when the method was evaluated using a leave-one-out protocol on the SiW-M dataset. Recently in [15], an identity-aware anomaly detection approach was presented where deep face embeddings extracted from a trusted and suspected images

TABLE 1: Overview of multi-channel face presentation attack datasets.

Database	Year	Attack types	Channels	Details
3DMAD [21]	2013	3D masks	Visible, depth	76500 frames of 17 persons. A life-size wearable mask and a paper-cut mask were created for each subject
I ² BVSD [22]	2013	3D facial disguises	Visible, thermal	75 subjects with disguise variations. For each subject, there is at least one frontal bona fide image and five frontal disguised images
GUC-LiFFAD [23]	2015	2D print (laser, inkjet) and replay	Light-field imagery	80 subjects with 3 attack categories. Multiple bona fide and attacks per subject. 4826 total samples
MS-Spoof [24]	2016	2D print	Visible, NIR (800nm)	21 subjects with 5 visible and NIR images across 7 environmental conditions. 3 images in both spectra are selected per client to create black and white print attacks. For each print, 4 spoofing attacks were recorded across 3 lighting conditions in visible and NIR spectra
BRSU [25], [26]	2016	3D masks and facial disguises	Visible, 4 SWIR bands	Bona fide and presentation attack images at four SWIR bands (935nm, 1060nm, 1300nm, 1550nm)
EMSPAD [27]	2017	2D print (laser, inkjet)	7-band multi-spectral data	50 subjects across seven spectral bands (425nm, 475nm, 525nm, 570nm, 625nm, 680nm, 930nm) and 2 sessions. Artefacts generated using HP photo print inkjet printer and RICOH laser jet printer
MLFP [28]	2017	2D paper and 3D latex masks	Visible, NIR, thermal	1350 videos of 10 subjects (1200 attacks, 150 bona fide). 7 latex masks and 3 paper masks
WMCA [29]	2019	Glasses, fake head, print, replay, rigid mask, flexible mask, paper mask	Visible, depth, infrared, thermal	72 subjects with 1679 samples (347 bona fide and 1332 attacks) captured over seven sessions
HQ-WMCA [30]	2020	Print, replay, rigid mask, paper mask, flexible mask, mannequin, glasses, makeup, tattoo, wig	Visible, depth, thermal, NIR, SWIR	51 subjects with 2904 samples (555 bona fide, 2359 attacks) captured over three sessions
CASIA-SURF [31]	2020	Print, cut	Visible, depth, infrared	21000 videos from 1000 subjects. Different attacks created by printing color face images and cutting certain regions of the face image out, <i>e.g.</i> eyes
CASIA-SURF CeFA [32]	2020	2D print, replay, 3D masks	Visible, depth, infrared	23538 videos from 1607 subjects covering 3 ethnic groups and multiple types of 2D and 3D attacks

TABLE 2: Overview of the vulnerability of face recognition to presentation attacks. Note: For [7] IAPMR results are reported for the high quality samples and for [9] the IAPMR is reported as an average performance on the iPhone, Samsung S7 and S8 subsets of the CSMad-Mobile dataset.

Paper	Database	Attack types	Face recognition algorithm	IAPMR %	Threshold for IAPMR evaluation
[40]	[40]	3D masks	Gabor graphs Local Gabor Binary Pattern Histogram Sequence	78.3 97.6	Set to EER
[38]	Replay-Attack [6]	print, replay	Gaussian Mixture Model Local Gabor Binary Pattern Histogram Sequence Gabor Jet Inter-Session Variability	91.5 88.5 95.0 92.6	Set to EER
[21]	3DMAD [21]	3D masks	Inter-Session Variability	65.7	Set to EER
[41]	3DMAD [21]	3D masks	Sparse Representation Classifier	84.1	Set to EER
[7]	CASIA-MFSD	print, replay	VeriLook	100	Set to FMR=0.01%
[39]	Combination of [6], [42], [43]	print, replay	VGG-Face LightCNN FaceNet ROC-SDK Inter-Session Variability	92.7 99.6 99.8 84.5 36.1	Set to FMR=0.1%
[9]	CSMad-Mobile	3D mask	Neurotech Cognitec	16.84 14.28	Set to FAR = 0.1%

were combined and used to train a one-class classifier for detecting anomalies. Trained on only bona fide data, the

approach showed high generalizability to both digital and physical attacks, including silicon mask and makeup attacks.

For domain-adaption, the main idea is to overcome poor cross-dataset performance by transferring from a source domain to a target domain. In [12], an unsupervised domain adaption approach was introduced, which at the time, showed superior performance compared to other approaches for several popular benchmarks in cross-database evaluations.

Another interesting approach was recently proposed in [11] where the idea was to explore semantic information of known attacks and bona fide samples and use the information to learn to detect PAs. The approach achieved a D-EER of 18.24% when evaluated in a cross-database setup of three popular benchmarks. Other prominent approaches include the use of vision transformers for PAD [45], which showed state-of-the-art performance on challenging datasets such as the leave-one-out protocol on the SiW-M dataset. More precisely, in [45] an average D-EER of 6.72% was achieved. The authors also proposed a cross modal focal loss (CMFL) [16] for supervising individual channels in a multi-channel and multi-head architecture. Although trained on multi-channel data, the separate heads allow using the architecture even in cases where a specific stream is not available. Using RGB and depth streams, the authors demonstrated the effectiveness of the approach. However, in a cross-database evaluation between WMCA and HQ-WMCA, the performance was rather poor, *i.e.* a half total error rate (HTER) of 29.1% when trained on WMCA and tested on HQ-WMCA. Slightly better results were achieved when trained on HQ-WMCA and tested on WMCA, achieving an HTER of 18.2%. In [46] the authors introduced a new dataset of PAs based on synthetic face images and demonstrated the feasibility of using synthetic data for PAD.

III. T-SHIRT FACE PRESENTATION ATTACK DATABASE

The multi-channel T-shirt Face Presentation Attack (TFPA) Database consists of 1,608 T-shirt PAs captured using 100 unique T-shirts with face images printed on them. A total of eight subjects participated in the data collection and each T-shirt was worn by at least two different subjects. For each T-shirt worn by a subject, the subject was asked to take up eight different poses resulting in eight different capturing scenarios per T-shirt worn by a subject. Both visible (RGB) and depth data were captured. An overview of the TFPA database is given in table 3 which describes the different properties of the database. Examples of RGB and depth images for TFPA can be seen in figure 2.

A. CREATION OF T-SHIRT ATTACKS

To create the T-shirt attacks, 150 synthetic images were randomly generated using StyleGAN [47] and subsequently filtered to 100 images to have a good distribution with respect to sex, skin tone, and age. Then variations of each subject were created by changing the age, yaw, smile, pitch, and illumination of the synthetically created images using InterFaceGAN [48]. We used the default boundaries provided in the InterFaceGAN repository for age, yaw, and smile. The boundaries for pitch and illumination were trained manually

TABLE 3: An overview of the proposed T-shirt face presentation attack (TFPA) database.

Property	Description
Attack type:	Impersonation attack
Attack creation:	Synthetic face printed on T-shirt
Face generation methods:	StyleGAN & InterFaceGAN
No. of spectrums:	2 (visible, depth)
No. of attacks:	1608
No. of PAIs:	100
No. of subjects:	Real (8), generated (100)
Capturing device:	Intel RealSense Depth Camera D435
Environment:	Controlled indoor with white background

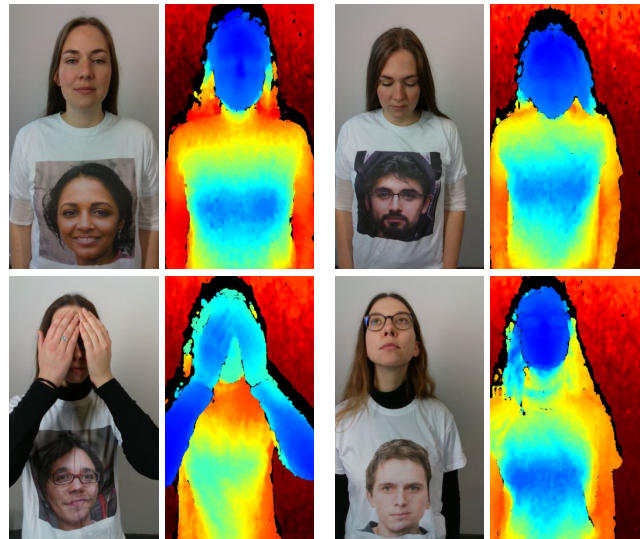


FIGURE 2: Example attacks from the proposed T-shirt presentation attack database. Based on synthetic T-shirt face images.

on a small labelled dataset of StyleGAN images. An example of the 10 different intra-class variations for a subject is given in figure 3. For each subject, a single neutral image was selected and printed onto a T-shirt. The 10 different intra-class variations of a subject are used as reference images when doing the face recognition evaluation in section IV-B3.

The face images were printed on medium-sized white T-shirts to best maintain the colour of the face images and to make the face images cover most of the T-shirts without stretching the facial images.

The benefit of using synthetic data for creating the attacks is that it is privacy friendly allowing to freely distribute the created dataset. Additionally, it has been shown that similar synthetic data, as used in this paper, are suitable to benchmark face recognition systems [49], [50].

B. DATA CAPTURE SETUP

For data acquisition, the Intel RealSense Depth Camera D435 was used. The Intel RealSense Depth Camera D435 is a RGB-D sensor consisting of a pair of depth sensors, a RGB sensor and an infrared projector. It can capture depth images with an operational range of up to 10 meters and a depth frame



FIGURE 3: Example of generated intra-class variations for a single synthetic identity.

rate of up to 90 frames per second. It is customizable using the Intel RealSense SDK 2.0. All captured RGB and depth images have resolution 1280×720.

The data acquisition occurred in a bright room with two studio light fixtures to ensure good illumination exposure. A plain white wall was used as the background, and the D435 RGB-D sensor was mounted on a stable tripod. The capture subject was positioned at a distance so the camera could capture from the head down to the waistline.

C. DATA COLLECTION PROCEDURE

The capturing subjects were asked to wear different T-shirts across the eight capturing scenarios depicted in figure 4, resulting in eight RGB and depth images per subject and worn T-shirt. The capturing scenarios has been designed to accommodate different types of presentations to the biometric capturing device simulating variations in presentations for both the real and the T-shirt face. For the real face, the variations include occlusions in form of face masks and hands as well as pose variations. For the T-shirt face, the different poses and movements of the subject cause the facial image to sometimes appear as being on a flat surface and other times appear with varying degree of depth deformations. The different capturing scenarios are important as it will allow analysing in which cases it is feasible to launch this type of PA.

IV. VULNERABILITY EVALUATION

In this section, we measure the vulnerability of state-of-the-art face recognition systems to T-shirt PAs. To do so, we divide the experimental evaluation into two parts: (1) analysis on the feasibility of launching the attack and (2) an analysis on the success chance of the T-shirt attacks in terms of IAPMR. The reason for evaluating (1) and (2) separately is that compared to other types of PAs where the PAI covers the real face, T-shirt PAs present an additional challenge for the attacker if the T-shirt is worn normally. In this case, to launch the attack, attackers must take special care to hide their real face and ensure that, at best, only the face on the T-shirt is detected. Hence, we estimate the success rate of launching the T-shirt attack using three face detection algorithms. In the second part, we assume that the face on the T-shirt has been detected by a face recognition system and measure how often



FIGURE 4: The eight different capturing scenarios. The real face of the capture subject is fully covered in (b) and partially covered by the face mask in (f).

it is successfully reaching a match decision in a comparison trial against a stored reference image.

An overview of the algorithms used for the different stages of the evaluation is given in table 4. COTS refer to the commercial-of-the-shelf face recognition system.

TABLE 4: An overview of the different algorithms used in the different evaluation stages.

Module	Algorithms
Face detection	dlib [51], MTCNN [52], RetinaFace [53]
Face recognition	ArcFace [1], COTS

A. FACE DETECTION

1) Experiments

To properly evaluate the effect of the T-shirt attacks on face recognition systems, we must analyze how face detection algorithms deal with faces printed on T-shirts. If the faces on the T-shirts are not properly detected or if the real face is detected with much higher confidence, the attack is likely filtered out in the pre-processing phase of the face recognition system and hence won't be able to spoof the face recognition system. To evaluate this, three open-source algorithms were used, namely RetinaFace [53], MTCNN [52], and dlib [51].

Face detection was then performed for each algorithm on each presentation attack. This resulted in some detection errors where a region of interest did not include a real face or where the real face or the T-shirt face was not detected. Figure 5 gives examples of such detection errors.



FIGURE 5: Examples of detection errors

By looking at the width and height of each detected region of interest for the three different algorithms in figure 6, we can observe several outliers, which indicate several faces which have been inaccurately detected. As we are only interested in areas with a face, these incorrect detections are removed from the results.

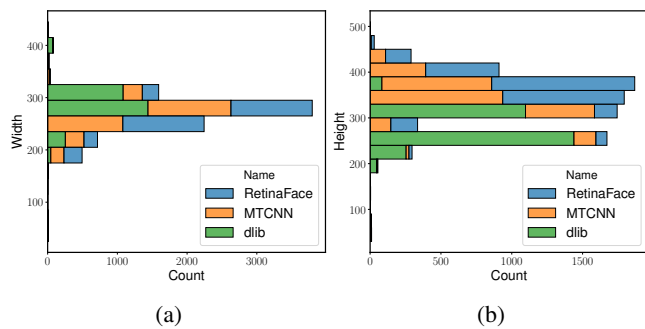


FIGURE 6: Width (a) and height (b) distributions of detected faces.

2) Metrics

To measure the detection capability, we record for each algorithm and a detected region the confidence score of the algorithm, which is a measurement of the likelihood that the region contains a face. We report the average confidence score for real and T-shirt faces for the three detection algorithms and eight capturing scenarios. A Min-Max normalization is performed over the confidence scores individually for each detection algorithm after filtering away the small faces. Additionally, for each scenario and detection algorithm, we estimate how often the T-shirt face or real face are correctly detected. Specifically, we denote the success rate of a detection algorithm as the estimated proportion of faces that were correctly detected. We report this separately for real and T-shirt faces.

3) Results

By analyzing the remaining regions of interest, we can estimate how often a T-shirt face and the real face were successfully detected. Additionally, we can measure the average

detection score of each algorithm for the real and T-shirt faces. The results for each capturing scenario and algorithm are summarized in table 5. The results show that the T-shirt faces are successfully detected in almost all cases with an average estimated detection rate for the three algorithms $> 99\%$ across all eight poses. The results also show that it is possible to prevent the real face from being detected by, *e.g.* covering the face with the hands or, for some algorithms, increase the chances of launching the attack by wearing a face mask or tilting the face. The results indicate that it is possible to launch the T-shirt attacks in semi-supervised or unsupervised scenarios. However, to increase the success rate some effort should be taken to conceal the real face.

B. FACE RECOGNITION

This section aims to evaluate the spoofing capabilities of the T-shirt PAs on state-of-the-art open-source and commercial face recognition systems.

1) Experiments

Considering the results of the face detection, it was shown that several state-of-the-art algorithms will almost always detect faces on the T-shirt with high confidence and that in some scenarios the real face can be hidden. Therefore, in this subsequent evaluation, the cropped T-shirt faces are fed to the feature extraction of the face recognition systems. This simulates a realistic face recognition pipeline where a face is first detected and then separated from the background before being given as input to the feature extraction and comparison algorithm. Doing this allows us to evaluate if the face on the T-shirt successfully reached a match against a stored reference image. Examples of cropped T-shirt faces can be seen in figure 7.

The success of the attack will be evaluated across two scenarios. In the first case, it is assumed that the T-shirt face is compared against a corresponding digital face image, *i.e.* the digital version of the face that is printed on the T-shirt; this would correspond to the case where the attacker has knowledge and access to the exact image stored as a reference image, for instance by reading out the face image from a stolen passport. In the second case, we investigate the more realistic case where the attacker has access to an image of the target subject which is different from the one stored in the reference database. We refer to these two scenarios as the *known* and *unknown* scenarios, respectively. To do the evaluation, we use a pre-trained face recognition system based on ArcFace (LResNet100E-IR, ArcFace@ms1m-refine-v2) and a commercial system. Additionally, we use bona fide images from the FRGCv2 [54] in order to compare obtained scores with those of bona fide mated and non-mated comparison trials corresponding to semi-controlled access control. An overview of the comparisons for the different datasets is given in table 6. For ArcFace the images are aligned using RetinaFace and the comparison scores are calculated using Euclidean distance and converted to similarity scores. The COTS system produces similarity scores in the range $[0,1]$.

TABLE 5: Detection accuracy and average detection scores across algorithms and capturing scenarios for T-shirt and real faces.

Scenario	Face type	dlib		MTCNN		RetinaFace		Avg.
		Success %	Avg. score	Success. %	Avg. score	Success %	Avg. score	Success %
Normal	real	100	0.60	100	1.00	100	0.98	100
	T-shirt	100	0.56	100	1.00	100	0.98	100
Face covered	real	0.50	0.01	10.45	0.41	11.94	0.67	7.63
	T-shirt	98.01	0.50	99.50	1.00	100	0.97	99.17
Look left	real	88.56	0.30	100	1.00	100	0.98	96.19
	T-shirt	100	0.52	100	1.00	100	0.98	100
Look right	real	95.02	0.43	100	1.00	100	0.98	98.34
	T-shirt	100	0.53	100	1.00	100	0.98	100
Stretch T-shirt	real	100	0.59	100	1.00	100	0.97	100
	T-shirt	100	0.60	100	1.00	100	0.98	100
Facial mask	real	92.04	0.17	100	1.00	100	0.98	97.35
	T-shirt	99.50	0.56	100	1.00	100	0.98	99.83
Look down	real	88.56	0.34	100	1.00	100	0.98	96.19
	T-shirt	100	0.56	100	1.00	100	0.98	100
Look up	real	89.55	0.31	99	0.99	100	0.99	96.18
	T-shirt	100	0.55	100	1.00	100	0.98	100

TABLE 6: Overview over the different mated and non-mated comparison trials used in the face recognition evaluation (section IV-B3).

Scenario	Nr. of comparisons	
	ArcFace	COTS
T-shirt mated (known)	1,608	1,605
T-shirt mated (unknown)	14,472	14,445
FRGCv2 mated	3,292	3,292
FRGCv2 non-mated	282,492	282,492



FIGURE 7: Example of cropped out T-shirt faces.

2) Metrics

In a biometric system, two types of erroneous decisions can occur, *i.e.* false match or false non-match [55]: The probability rates of these decision outcomes are expressed as:

- **False Match Rate (FMR):** The proportion of the completed biometric non-mated comparison trials that result in a false match.
- **False Non-Match Rate (FNMR):** The proportion of the completed biometric mated comparison trials that result in a false non-match.

Following ISO/IEC guidelines, we build upon these metrics and also report 1) detection error tradeoff (DET) curves between FNMR and FMR; 2) the IAPMR, which in [56], for a full system evaluation, is defined as: *the proportion of impostor attack presentations using the same PAI species in which the target reference is matched.* We report the IAPMR at high-security thresholds corresponding to an FMR of 0.1% and 1%. The threshold is computed based on the FRGCv2 non-mated comparisons.

In the evaluation of DET plots, we consider T-shirt faces compared against digital faces of the same identity as a type of mated comparison.

3) Results

The score distribution and DET-plots of the T-shirt attacks for the two scenarios and the bona fide images from FRGCv2 are shown in figure 8 and 9 for both ArcFace and COTS. Additionally, the success rate of the attacks on both face recognition systems is given in table 7 at two high-security thresholds. The results show a high vulnerability of the two systems, *i.e.* >92.6% IAPMR, for both the known and unknown attack scenarios.

TABLE 7: IAPMR results calculated at FMR = 0.1% and FMR = 0.1% for both attack scenarios on COTS and ArcFace.

System	Scenario	IAPMR%	
		FMR= 0.1%	FMR= 1%
ArcFace	T-shirt known	98.9428	99.6269
	T-shirt unknown	92.6755	97.6299
COTS	T-shirt known	99.6262	99.9377
	T-shirt unknown	96.6909	99.1208

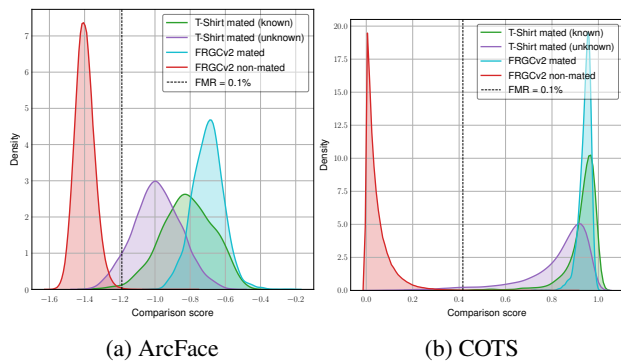


FIGURE 8: Face recognition score distributions for PAs and bona fide comparisons.

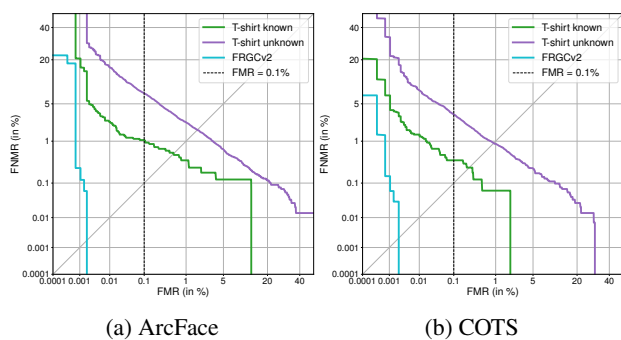


FIGURE 9: DET-curves showing recognition performance of the PAs and bona fide images.

V. PRESENTATION ATTACK DETECTION

The purpose of this section is to analyze the capabilities of PAD algorithms for detecting the T-shirt attacks in an unknown scenario, *i.e.* where T-shirt PAs are not seen during training. To this end, we use two existing state-of-the-art PAD algorithms and propose three new algorithms.

A. MODELS

Five algorithms were used to evaluate the capabilities to detect the T-shirt attacks in an unknown scenario, *i.e.* where attacks are not seen during training:

Vision Transformer (VIT) The VIT approach is based on [45] in which the final layer of an existing vision transformer is changed and fine-tuned for binary classification.

Cross Modal Focal Loss (CMFL) The CMFL approach is based on [16] in which the authors propose the CMFL loss function to better modulate individual channel contribution when training on multi-channel PAD datasets. A benefit of the CMFL approach is that the network has a two stream multi-head architecture which allows to get the detection scores separately for each input channel and for the joint model. In the results, CMFL (RGBD) will denote the case where the score from the joint architecture is taken using both RGB and depth

images, and for CMFL (RGB), only RGB images are used.

Depth Variance (DV) The DV approach is a non-learning-based method which analyzes the variance of depth values located at key landmarks. Specifically, given a RGB image and its corresponding depth map in gray-scale, 468 landmarks are found on the RGB image using Mediapipe [57]. Thereafter, the depth-value at each landmark is found and the standard derivation of these values are recorded, resulting in a depth variance score which can be used for PAD.

Anomaly detection (AD) The AD approach is an anomaly detection approach trained on a subset of bona fide images from the FRGCv2 subset which includes high quality reference images and more unconstrained probe images captured with varying illumination conditions and alike. As features, a 768-dimensional feature vector is extracted using a pre-trained vision transformer [58], [59] where the last layer has been removed. The extracted features are given as input to a one-class support vector machine (SVM) with a linear kernel.

DV + AD (fusion) This approach performs a score-level fusion of the output of the DV and AD approach using an equal weight factor of 50%. Prior to score fusion a Min-Max normalization is performed individually on the output of DV and AD on the evaluation data.

B. EXPERIMENTS

To evaluate the capabilities to generalize to the T-shirt attacks, the VIT and CMFL algorithms are trained on the *grandtest* protocol of the *HQ-WMCA* dataset. The dataset comprises 10 unique attacks (see table 1) but does not include T-shirt attacks. The anomaly detection approach is trained on controlled reference images and more uncontrolled probe images from the FRGCv2 [54] database. For evaluating the approaches, 1,604 attacks² of the TFPA database are used along with 728 bona fide images consisting of faces with a frontal pose.

C. METRICS

The metrics used in the evaluation comply with the ISO/IEC 30107-Part 3 [56] standard for biometric PAD. As a result, we report:

- Attack Presentation Classification Error Rate (APCER), which is the proportion of attack presentations misclassified as bona fide presentations.
- Bona Fide Presentation Classification Error Rate (BPCER), which is the proportion of bona fide presentations wrongly classified as attack presentations.

We report the BPCER observed at different thresholds corresponding to a APCER of 5% (BPCER₂₀) and 10% (BPCER₁₀). Additionally, we compute and display DET-

²four attack images were left out as they could not be properly preprocessed by two of the PAD algorithms

curves which shows the trade-off between the APCER and BPCER across different operating points of a PAD system.

D. RESULTS

The DET curves for the PAD systems can be seen in figure 10 and relevant performance metrics are shown in table 8. As shown, the best system is the proposed fusion approach which achieves a D-EER of around 12.52% and BPCER of around 13.46% and 18.54% at APCER=10% and APCER=5%, respectively. The VIT and CMFL approaches generally achieve the worst performance with D-EER > 25% whereas the depth variance and anomaly detection approaches perform better with D-EER of 16.34% and 21.70%, respectively. While the obtained detection error rates appears to be high at first glance, the results are comparable to current state-of-the-art face PAD performance for unknown PAIs; as mentioned in the beginning.

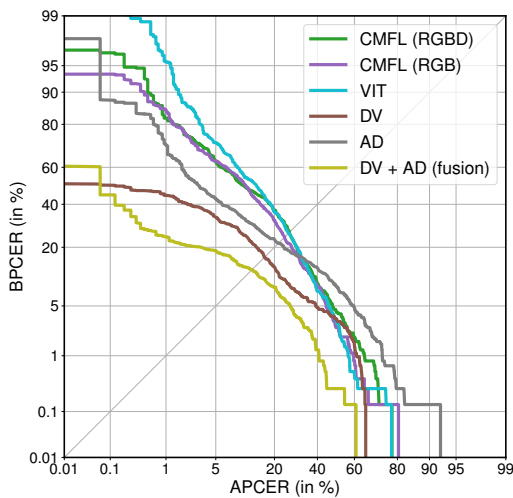


FIGURE 10: DET curves showing PAD performance on TFPA

TABLE 8: D-EER, BPCER10, and BPCER20 in % for the different PAD algorithms.

PAD Algorithm	D-EER	BPCER10	BPCER20
CMFL (RGBD)	26.14	50.41	62.77
CMFL (RGB)	24.18	52.34	63.32
VIT	25.82	56.59	72.25
DV	16.34	25.55	33.52
AD	21.70	33.24	42.72
DV + AD (fusion)	12.52	13.46	18.54

VI. DISCUSSION

Considering the results, it is clear that the T-shirt attacks pose a potential threat to face recognition systems especially in uncontrolled and semi-controlled applications, *e.g.* in a border control applications and in combination with a stolen passport. In particular, the following observations can be made:

Face detection The results show the potential for launching the proposed T-shirt attacks against face recognition systems as it was shown that three state-of-the-art face detection algorithms will almost always and with high confidence detect the faces printed on the T-shirts. It should be noted that if a face detection system simultaneously detects both a real face and a T-shirt face, then the system might potentially fail, which might lead to the system trying to acquire a new sample or request human supervision. For such systems, it might be more difficult to launch the attack. Nevertheless, it might be possible to cover the real face with the hands, as demonstrated in this work, or use other face concealment techniques such as, *e.g.* adversarial attacks, which have shown good results at evading object detection [60].

Face recognition For face recognition, it was shown that in cases where the T-shirt face is properly detected, it is possible to spoof face recognition systems if no attack detection mechanism or safeguard is implemented into the system. More specifically, we showed that it is possible to spoof the face recognition system with high success rate, *i.e.* IAPMR > 92.6%, for the tested open-source and commercial face recognition systems. The results also show the highest vulnerability for the commercial system, indicating that systems which perform better on bona fide data are more vulnerable to PAs; this is in line with previous findings (see section II).

Presentation attack detection The results for PAD show limited generalizability of two open-source algorithms when trained on the *grandtest* protocol of HQ-WMCA. Interestingly, from the PAD results for the CMFL approach, we saw that using depth information does not yield a better performance than just using RGB information despite processing the data in the same way for the two datasets. These observations are likely due to variations in how the depth data was acquired across the two datasets such as difference in distance from camera to the subject. Cross-domain generalizability is a known challenge to PAD algorithms which needs to be further investigated and addressed in the future.

From just analyzing statistical differences between the depth maps of real faces and faces on the T-shirts, we saw that a analysis of the depth maps makes it possible to distinguish between T-shirt attacks and real faces to some degree. This observation indicates that it is possible to use the depth stream to accurately detect the T-shirt attacks using just the depth data present in the face region. The proposed anomaly detection approach also showed promising results using only RGB data. Additionally, fusion of the anomaly detection approach and depth variance approach showed the best results.

In this work all the PAD algorithms were evaluated after the preprocessing stage of a face recognition, *i.e.* where faces are already detected and cropped. However, it is likely that T-shirt PAs will have a reduced attack po-

tential if areas outside the face region or even the entire body are captured. Such a scenario was deliberately left out of this paper as it would make a comparison to existing approaches unfair as these mostly consider areas within the face region. From figure 7 it can be observed that, when cropping to the face region, T-shirt attacks resemble basic print attacks using paper. Therefore, another alternative could be to explore whether PAD methods specifically designed for detecting such paper-based print attacks generalize to T-shirt attacks.

VII. CONCLUSION

Face recognition has become more prevalent with advancements in deep learning and the availability of large face databases. Despite this, it is clear that such systems are vulnerable to presentation attacks and must be accompanied by robust methods for detecting such attacks, which otherwise can be used to circumvent the security of a face recognition system. Recently, methods for detecting presentation attacks have moved towards generalizable presentation attack detection methods capable of detecting many different types of attacks, even attacks which are unseen during training. To accurately measure the capabilities of such presentation attack detection methods and advance the field, benchmarks which contain new and novel attack types must be introduced. This work introduced a novel multi-channel T-shirt Face Presentation Attack (TFPA) database containing 100 unique T-shirt PAIs and 1,608 T-shirt impersonation attacks. The vulnerability of face recognition systems to the attacks was evaluated by first analyzing the feasibility of launching the attacks and subsequently evaluating the success rate of the T-shirt attacks. The results showed that it was possible to launch the attack if the real face was covered. In such cases where the face on the T-shirt is detected, the attack success rate was higher than 92.6% in terms of IAPMR for both an open-source and a commercial face recognition system. Additionally, three new presentation attack detection algorithms were proposed and used along with two existing state-of-the-art algorithms to measure the detectability of T-shirt impersonation attacks in an unknown scenario where T-shirt attacks were not seen during training. Best results were achieved by the proposed score level fusion of an anomaly detection approach trained on bona fide RGB images and a statistical detection model which analyses the variance of depth values measured at key landmarks of a face. The approach obtained a D-EER of 12.52% on bona fide and T-shirt attacks from the TFPA database. By making the collected database available, research groups are encouraged to improve upon the detection results obtained in this work and prevent from T-shirt attacks in the future.

REFERENCES

- [1] J. Deng, J. Guo, N. Xue, and S. Zafeiriou, "ArcFace: Additive angular margin loss for deep face recognition," in *IEEE/CVF Conf. on Computer Vision and Pattern Recognition (CVPR)*, 2019, pp. 4685–4694.
- [2] Q. Meng, S. Zhao, Z. Huang, and F. Zhou, "Magface: A universal representation for face recognition and quality assessment," in *IEEE/CVF Conf. on Computer Vision and Pattern Recognition (CVPR)*, 2021, pp. 14 220–14 229.
- [3] W.-Y. Zhao, R. Chellappa, P. J. Phillips, and A. Rosenfeld, "Face recognition: A literature survey," *ACM Computing Surveys (CSUR) archive*, vol. 35, no. 4, pp. 399–458, 2003.
- [4] A. F. Abate, M. Nappi, D. Riccio, and G. Sabatino, "2D and 3D face recognition: A survey," *Pattern Recognition Letters*, vol. 28, no. 14, pp. 1885–1906, 2007.
- [5] S. Li and A. K. Jain, *Handbook of Face Recognition*, 2nd ed. Springer-Verlag, 2011.
- [6] I. Chingovska, A. Anjos, and S. Marcel, "On the effectiveness of local binary patterns in face anti-spoofing," in *Int'l. Conf. of Biometrics Special Interest Group (BIOSIG)*, 2012, pp. 1–7.
- [7] R. Raghavendra and C. Busch, "Presentation attack detection methods for face recognition systems: A comprehensive survey," *ACM Comput. Surv.*, vol. 50, no. 1, pp. 1–37, 2018.
- [8] ISO/IEC JTC1 SC37 Biometrics, *ISO/IEC 30107-1. Information Technology - Biometric presentation attack detection - Part 1: Framework*, International Organization for Standardization, 2016.
- [9] R. Raghavendra, S. Venkatesh, K. Raja, S. Bhattacharjee, P. Wasnik *et al.*, "Custom silicon face masks: Vulnerability on commercial face recognition systems & presentation attack detection," in *Proc. of the 7th Int'l. Workshop on Biometrics and Forensics (IWBF)*, 2019.
- [10] P. Drozdowski, S. Grobarez, J. Schurse, C. Rathgeb, F. Stockhardt, and C. Busch, "Makeup presentation attack potential revisited: Skills pay the bills," in *Int'l. Workshop on Biometrics and Forensics (IWBF)*. IEEE, 2021, pp. 1–6.
- [11] L. J. Gonzalez-Soler, M. Gomez-Barrero, and C. Busch, "On the generalisation capabilities of fisher vector based face presentation attack detection," *IET Biometrics*, vol. 10, no. 5, pp. 480–496, 2021.
- [12] G. Wang, H. Han, S. Shan, and X. Chen, "Unsupervised adversarial domain adaptation for cross-domain face presentation attack detection," *IEEE Trans. on Information Forensics and Security*, vol. 16, pp. 56–69, 2020.
- [13] O. Nikisins, A. Mohammadi, A. Anjos, and S. Marcel, "On effectiveness of anomaly detection approaches against unseen presentation attacks in face anti-spoofing," in *Int'l. Conf. on Biometrics (ICB)*, 2018, pp. 75–81.
- [14] S. Fatemifar, S. Arashloo, M. Awais, and J. Kittler, "Spoofing attack detection by anomaly detection," in *IEEE Int'l. Conf. on Acoustics, Speech and Signal Processing (ICASSP)*, 2019, pp. 8464–8468.
- [15] M. Ibsen, L. J. Gonzalez-Soler, C. Rathgeb, P. Drozdowski, M. Gomez-Barrero, and C. Busch, "Differential anomaly detection for facial images," in *IEEE Int'l. Workshop on Information Forensics and Security (WIFS)*, 2021, pp. 1–6.
- [16] A. George and S. Marcel, "Cross modal focal loss for rgbd face anti-spoofing," in *IEEE/CVF Conf. on Computer Vision and Pattern Recognition (CVPR)*, 2021, pp. 7878–7887.
- [17] A. Costa-Pazo, D. Pérez-Cabo, D. Jiménez-Cabello, J. L. Alba-Castro, and E. Vazquez-Fernandez, "Face presentation attack detection. a comprehensive evaluation of the generalisation problem," *IET Biometrics*, vol. 10, no. 4, pp. 408–429, 2021.
- [18] FRONTEx, "Technical guide for border checks on entry/exit system (ees) related equipment," <https://euagenda.eu/upload/publications/technical-guide-for-border-checks-on-ees-related-equipment.pdf>, 2021, last accessed: 2022-10-25.
- [19] BSI, "Biometrics for public sector applications. part 3: Application profiles, function modules and processes," Federal Office for Information Security, Tech. Rep. TR-03121-3, 2021, last accessed: 2022-08-29.
- [20] K. Xu, G. Zhang, S. Liu, Q. Fan *et al.*, "Adversarial t-shirt! evading person detectors in a physical world," in *European Conf. on Computer Vision (ECCV)*, 2020, pp. 665–681.
- [21] N. Erdogmus and S. Marcel, "Spoofing in 2D face recognition with 3D masks and anti-spoofing with kinect," in *IEEE Sixth Int'l. Conf. on Biometrics: Theory, Applications and Systems (BTAS)*, 2013, pp. 1–6.
- [22] T. I. Dhamecha, A. Nigam, R. Singh, and M. Vatsa, "Disguise detection and face recognition in visible and thermal spectrums," in *Int'l. Conf. on Biometrics (ICB)*, 2013, pp. 1–8.
- [23] R. Raghavendra, K. B. Raja, and C. Busch, "Presentation attack detection for face recognition using light field camera," *IEEE Trans. on Image Processing*, vol. 24, no. 3, pp. 1060–1075, 2015.
- [24] I. Chingovska, N. Erdogmus, A. Anjos, and S. Marcel, *Face Recognition Systems Under Spoofing Attacks*. Springer International Publishing, 2016, pp. 165–194.

- [25] H. Steiner, S. Sporrer, A. Kolb, and N. Jung, "Design of an active multispectral SWIR camera system for skin detection and face verification," *Journal of Sensors*, vol. 2016, pp. 1–16, 11 2015.
- [26] H. Steiner, A. Kolb, and N. Jung, "Reliable face anti-spoofing using multispectral swir imaging," in *Int'l. Conf. on Biometrics (ICB)*, 2016, pp. 1–8.
- [27] R. Raghavendra, K. B. Raja, S. Venkatesh, F. A. Cheikh, and C. Busch, "On the vulnerability of extended multispectral face recognition systems towards presentation attacks," in *IEEE Int'l. Conf. on Identity, Security and Behavior Analysis (ISBA)*, 2017, pp. 1–8.
- [28] A. Agarwal, D. Yadav, N. Kohli, R. Singh, M. Vatsa, and A. Noore, "Face presentation attack with latex masks in multispectral videos," in *IEEE Conf. on Computer Vision and Pattern Recognition Workshops (CVPRW)*, 2017, pp. 275–283.
- [29] A. George, Z. Mostaani, D. Geissenbuhler, O. Nikisins, A. Anjos, and S. Marcel, "Biometric face presentation attack detection with multi-channel convolutional neural network," *IEEE Trans. on Information Forensics and Security (TIFS)*, vol. 15, pp. 42–55, 2020.
- [30] G. Heusch, A. George, D. Geissbühler, Z. Mostaani, and S. Marcel, "Deep models and shortwave infrared information to detect face presentation attacks," *IEEE Trans. on Biometrics, Behavior, and Identity Science*, 2020.
- [31] S. Zhang, A. Liu, J. Wan, Y. Liang *et al.*, "CASIA-SURF: A large-scale multi-modal benchmark for face anti-spoofing," *IEEE Trans. on Biometrics, Behavior, and Identity Science*, vol. 2, no. 2, pp. 182–193, 2020.
- [32] A. Liu, Z. Tan, J. Wan, S. Escalera *et al.*, "CASIA-SURF CeFA: A benchmark for multi-modal cross-ethnicity face anti-spoofing," in *2021 IEEE Winter Conf. on Applications of Computer Vision (WACV)*, 2021, pp. 1178–1186.
- [33] M. Sharif, S. Bhagavatula, L. Bauer, and M. K. Reiter, "A general framework for adversarial examples with objectives," *ACM Trans. on Privacy and Security*, vol. 22, no. 3, 2019.
- [34] G. Ryu, H. Park, and D. Choi, "Adversarial attacks by attaching noise markers on the face against deep face recognition," *Journal of Information Security and Applications*, vol. 60, 2021.
- [35] A. Dantcheva, C. Chen, and A. Ross, "Can facial cosmetics affect the matching accuracy of face recognition systems?" in *IEEE Fifth Int'l. Conf. on Biometrics: Theory, Applications and Systems (BTAS)*, 2012, pp. 391–398.
- [36] C. Chen, A. Dantcheva, T. Swearingen, and A. Ross, "Spoofing faces using makeup: An investigative study," in *IEEE Int'l. Conf. on Identity, Security and Behavior Analysis (ISBA)*, 2017, pp. 1–8.
- [37] C. Rathgeb, P. Drozdowski, D. Fischer, and C. Busch, "Vulnerability assessment and detection of makeup presentation attacks," in *Proc. Int. Workshop on Biometrics and Forensics (IWBF)*, 2020, pp. 1–6.
- [38] I. Chingovska, A. Anjos, and S. Marcel, "Biometrics evaluation under spoofing attacks," *IEEE Trans. on Information Forensics and Security (TIFS)*, vol. 9, no. 12, pp. 2264–2276, 2014.
- [39] A. Mohammadi, S. Bhattacharjee, and S. Marcel, "Deeply vulnerable – a study of the robustness of face recognition to presentation attacks," *IET Biometrics*, vol. 7, pp. 15–26, 10 2017.
- [40] N. Erdogmus and S. Marcel, "Spoofing 2d face recognition systems with 3d masks," in *Int'l. Conf. of Biometrics Special Interest Group (BIOSIG)*, 2013, pp. 1–8.
- [41] R. Raghavendra and C. Busch, "Novel presentation attack detection algorithm for face recognition system: Application to 3D face mask attack," in *IEEE Int'l. Conf. on Image Processing (ICIP)*, 2014, pp. 323–327.
- [42] A. Costa-Pazo, S. Bhattacharjee, E. Vazquez-Fernandez, and S. Marcel, "The replay-mobile face presentation-attack database," in *Int'l. Conf. of Biometrics Special Interest Group (BIOSIG)*, 2016, pp. 1–7.
- [43] D. Wen, H. Han, and A. K. Jain, "Face spoof detection with image distortion analysis," *IEEE Trans. on Information Forensics and Security (TIFS)*, vol. 10, no. 4, pp. 746–761, 2015.
- [44] A. George and S. Marcel, "Learning one class representations for face presentation attack detection using multi-channel convolutional neural networks," *IEEE Trans. on Information Forensics and Security (TIFS)*, vol. 16, pp. 361–375, 2021.
- [45] —, "On the effectiveness of vision transformers for zero-shot face anti-spoofing," in *IEEE Int'l. Joint Conf. on Biometrics (IJCB)*, 2021, pp. 1–8.
- [46] M. Fang, M. Huber, and N. Damer, "SynthASpoof: Developing face presentation attack detection based on privacy-friendly synthetic data," in *IEEE/CVF Conf. on Computer Vision and Pattern Recognition Workshops (CVPRW)*, 2023.
- [47] T. Karras, S. Laine, and T. Aila, "A style-based generator architecture for generative adversarial networks," in *IEEE/CVF Conf. on Computer Vision and Pattern Recognition (CVPR)*, 2019, pp. 4396–4405.
- [48] Y. Shen, C. Yang, X. Tang, and B. Zhou, "InterFaceGAN: Interpreting the disentangled face representation learned by GANs," *IEEE Trans. on Pattern Analysis and Machine Intelligence (TPAMI)*, vol. 44, no. 4, pp. 2004–2018, 2022.
- [49] H. Zhang, M. Grimmer, R. Raghavendra, K. Raja, and C. Busch, "On the applicability of synthetic data for face recognition," in *Int'l. Workshop on Biometrics and Forensics (IWBF)*, April 2021.
- [50] L. Colbois, T. de Freitas Pereira, and S. Marcel, "On the use of automatically generated synthetic image datasets for benchmarking face recognition," in *IEEE Int'l. Joint Conf. on Biometrics (IJCB)*, 2021, pp. 1–8.
- [51] D. King, "Dlib-ml: A machine learning toolkit," *Journal of Machine Learning Research*, 2009.
- [52] K. Zhang, Z. Zhang, Z. Li, and Y. Qiao, "Joint Face Detection and Alignment Using Multitask Cascaded Convolutional Networks," *IEEE Signal Processing Letters*, vol. 23, no. 10, pp. 1499–1503, 2016.
- [53] J. Deng, J. Guo, E. Ververas, I. Kotsia, and S. Zafeiriou, "RetinaFace: Single-shot multi-level face localisation in the wild," in *IEEE/CVF Conf. on Computer Vision and Pattern Recognition (CVPR)*, 2020.
- [54] P. J. Phillips, P. J. Flynn, T. Scruggs, K. Bowyer *et al.*, "Overview of the face recognition grand challenge," in *IEEE Computer Society Conf. on Computer Vision and Pattern Recognition (CVPR)*, vol. 1. IEEE, 2005, pp. 947–954.
- [55] ISO/IEC JTC1 SC37 Biometrics, *ISO/IEC 19795-1:2021. Information Technology – Biometric Performance Testing and Reporting – Part 1: Principles and Framework*, International Organization for Standardization, June 2021.
- [56] —, *ISO/IEC 30107-3. Information Technology - Biometric presentation attack detection - Part 3: Testing and Reporting*, International Organization for Standardization, 2017.
- [57] C. Lugaresi, J. Tang, H. Nash, C. McClanahan *et al.*, "Mediapipe: A framework for perceiving and processing reality," in *Third Workshop on Computer Vision for AR/VR at IEEE Computer Vision and Pattern Recognition (CVPR)*, 2019.
- [58] A. Dosovitskiy, L. Beyer, A. Kolesnikov, D. Weissenborn *et al.*, "An image is worth 16x16 words: Transformers for image recognition at scale," in *Int'l Conf. on Learning Representations (ICLR)*, 2021.
- [59] R. Wightman, "Pytorch image models," <https://github.com/rwightman/pytorch-image-models#models>, 2020, last accessed: 2022-10-25.
- [60] M. Yin, S. Li, C. Song, M. S. Asif *et al.*, "ADC: Adversarial attacks against object detection that evade context consistency checks," in *IEEE/CVF Winter Conf. on Applications of Computer Vision (WACV)*, 2022, pp. 2836–2845.



MATHIAS IBSEN received his M.Sc. in Computer Science and Engineering, with specialization in Artificial Intelligence and Algorithms, from the Technical University of Denmark (DTU) in 2020. Subsequently, he joined the EU-funded TReSPaS-ETN project and the Faculty of Computer Science at Hochschule Darmstadt (HDA) in Germany, where he is currently pursuing his Ph.D. degree. He is a member of the da/sec - Biometrics and Security Research Group affiliated with the National Research Center for Applied Cybersecurity (ATHENE) and a member of the European Association for Biometrics (EAB). He has published several peer-reviewed papers and won a Best Paper Award (WIFS'21). His principal research interests are focused on Pattern Recognition, Machine Learning, Biometrics, and Face manipulations.



CHRISTIAN RATHGEB is a professor with the Faculty of Computer Science, Hochschule Darmstadt (HDA), Germany. He is a Principal Investigator in the National Research Center for Applied Cybersecurity ATHENE. His research includes pattern recognition, iris and face recognition, security aspects of biometric systems, secure process design and privacy enhancing technologies for biometric systems. He co-authored over 100 technical papers in the field of biometrics. He is a winner of the EAB - European Biometrics Research Award 2012, the Austrian Award of Excellence 2012, Best Poster Paper Awards (IJCB'11, IJCB'14, ICB'15), the Best Paper Award Bronze (ICB'18) and Best Paper Award (WIFS'21). He is a member of the European Association for Biometrics (EAB), a Program Chair of the International Conference of the Biometrics Special Interest Group (BIOSIG) and an editorial board member of IET Biometrics (IET BMT). He has served for various program committees and conferences (e.g. ICB, IJCB, BIOSIG, IWBF) and journals as a reviewer (e.g. IEEE TIFS, IEEE TBIOM, IET BMT).

FABIAN BRECHTEL pursued his Master's degree in computer science at Hochschule Darmstadt. He participated in and successfully completed an advanced seminar on biometric systems.

RUBEN KLEPP pursued his Master's degree in computer science at Hochschule Darmstadt. He participated in and successfully completed an advanced seminar on biometric systems.

KATRIN PÖPPELMANN is pursuing her Bachelor's degree in computer science at Hochschule Darmstadt. She worked as a research assistant for the da/sec research group.



ANJITH GEORGE has received his Ph.D. and M-Tech degree from the Department of Electrical Engineering, Indian Institute of Technology (IIT) Kharagpur, India in 2012 and 2018 respectively. After Ph.D, he worked in Samsung Research Institute as a machine learning researcher. Currently, he is a research associate in the biometric security and privacy group at Idiap Research Institute, focusing on developing face recognition and presentation attack detection algorithms. His research interests are real-time signal and image processing, embedded systems, computer vision, machine learning with a special focus on Biometrics.



SÉBASTIEN MARCEL heads the Biometrics Security and Privacy group at Idiap Research Institute (Switzerland) and conducts research on face recognition, speaker recognition, vein recognition, attack detection (presentation attacks, morphing attacks, deepfakes) and template protection. He received his Ph.D. degree in signal processing from Université de Rennes I in France (2000) at CNET, the research center of France Telecom (now Orange Labs). He is Professor at the University of Lausanne (School of Criminal Justice) and a lecturer at the École Polytechnique Fédérale de Lausanne. He is also the Director of the Swiss Center for Biometrics Research and Testing, which conducts certifications of biometric products.



CHRISTOPH BUSCH is a professor at the Norwegian University of Science and Technology (NTNU), Norway. He holds a joint appointment with Hochschule Darmstadt (HDA), Germany. Further he lectures Biometric Systems at Denmark's DTU since 2007. On behalf of the German BSI he has been the coordinator for the project series BioIS, BioFace, BioFinger, BioKeyS Pilot-DB, KBEinweg and NFIQ2.0. He was/is partner of the EU projects 3D-Face, FIDELITY, TURBINE, SOTAMD, RESPECT, TReSPsS, iMARS and others. He is also principal investigator in the German National Research Center for Applied Cybersecurity (ATHENE) and is co-founder of the European Association for Biometrics (EAB). Christoph co-authored more than 500 technical papers and has been a speaker at international conferences. He is member of the editorial board of the IET journal on Biometrics and formerly of the IEEE TIFS journal. Furthermore, he chairs the TeleTrusT biometrics working group as well as the German standardization body on Biometrics and is convener of WG3 in ISO/IEC JTC1 SC37.

...